

# ST. THOMAS SCHOOL, SAHIBABAD


## E.V.S. WORKSHEET-4 CLASS-1

DATE- April 12, 2020

### Types of Houses

There are different types of houses where we live in. It protects us from many things like sun, rain, wind and enemies. Houses are of two types: (i) pucca house and (ii) kutcha house.

**Pucca houses** are strong houses. They are made up of wood, bricks, cement, iron rods and steel. Flats and bungalows are pucca houses. Such houses are called permanent houses.



**Kutcha houses** are made up of wood, mud, straw and dry leaves. A hut is a kutcha house. Some people live at one place for a very short time. They build houses that can be moved from one place to another. Such houses are called temporary houses.



	PLACES		TYPE OF HOUSES
1.	Plains	a.	House with sloping roof
2.	Mountains	b.	House on stilt with sloping roof
3.	Place where it rains a lot	c.	House with flat roof

Different types of houses



### How can we define a good house?

A good house should have plenty of fresh air and sunshine.

A good house should have trees nearby.

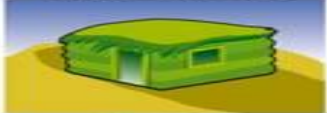





A good house should be neat and clean.

**Q1.Fill in the blanks with the help of the words from the bracket.**

**(Tents, igloos, sloping, house,strong)**

1. We all need a \_\_\_\_\_ to live in.
2. Mountain climbers often carry \_\_\_\_\_with them.
3. A house built of cement and bricks is very \_\_\_\_\_.
4. Eskimos live in \_\_\_\_\_.

**Q.2 Match the following.**

S.N.	Column A		Column B
1.		a.	Houseboat
2.		b.	Tent
3.		c.	Pucca house
4.		d.	Kutchra house
5.		e.	Igloo
6.		f.	Caravan

**ST THOMAS SCHOOL SAHIBABAD**  
**COMPUTER – WORKSHEET – 2 (2020-21)**  
**CLASS -1**

Hello students Choose and write the word that best describes the picture.

<b>Monitor</b>	<b>keyboard</b>	<b>mouse</b>
<b>Speaker</b>	<b>printer</b>	












Note: All worksheets to be done in a separate copy. Write the answers in the copy. Draw pictures if possible:

## This That These Those

Complete the sentences with this, that, these or those.



- 1) \_\_\_\_\_ is a computer game. 
- 2) \_\_\_\_\_ are lorries. 
- 3) \_\_\_\_\_ is a camera. 
- 4) \_\_\_\_\_ is a kite. 
- 5) \_\_\_\_\_ are balls. 
- 6) \_\_\_\_\_ are watches. 
- 7) \_\_\_\_\_ is a \_\_\_\_\_ 
- 8) \_\_\_\_\_ is a \_\_\_\_\_ 
- 9) \_\_\_\_\_ are \_\_\_\_\_ 

**Q 2. Look at the picture carefully and complete the sentences with the words given below. Write the paragraph in the copy.**



Bengal, strong, hunts, tiger, jungle, carnivorous

This is a tiger, national animal of India. It is the biggest wild animal in the cat family. It lives in the \_\_\_\_\_. It is one of the strongest animals of the jungle. It has a long and \_\_\_\_\_ body. It is a \_\_\_\_\_ animal which means it is a flesh-eating animal. It \_\_\_\_\_ other animals for food. The Tiger which is found in \_\_\_\_\_ is called as the Royal Bengal Tiger. The sound made by the \_\_\_\_\_ is called roar.

सेंट थॉमस स्कूल साहिबाबाद

अभ्यास पत्र- ६ (२०२०-२१)

कक्षा- प्रथम

विषय- हिंदी

दिनांक-

क+म+ल = कमल

ज+ल+ज = जलज

क+न+क = कनक

स+र+ल = सरल

क+ल+श = कलश

फ+स+ल = फसल

ज+न+क = जनक

प+त+न = पतन


प्रश्न १ - ऊपर दिए गये अक्षरों को अभ्यास हेतु जोड़ कर पढ़ें | अब नीचे दिए अक्षरों को पढ़ें और जोड़ कर सामने लिखें |

- |    |           |                |
|----|-----------|----------------|
| 1. | म + ह + ल | -----<br>----- |
| 2. | भ + र + ण | -----<br>----- |
| 3. | न + र + म | -----<br>----- |
| 4. | ज + ल + द | -----<br>----- |
| 5. | ह + व + न | -----<br>----- |



( नोट: यह कार्य एक पतली कॉपी में दिनांक के अनुसार करें )

TOPIC: SHAPES

Look at the following things, their shapes and identify them:



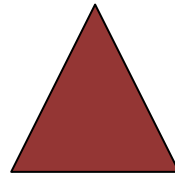

CIRCLE



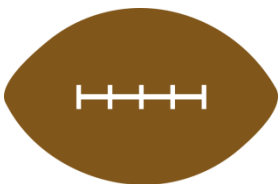
SQUARE



RECTANGLE




TRIANGLE



OVAL

- All the sides of a square are equal.
- Opposite sides of a rectangle are equal.

- The corner of a shape, joining the lines is called its **VERTEX**.
- The lines joining to form a shape is called its **SIDES**



Q1. Match the following:

RECTANGLE

OVAL

TRIANGLE

CIRCLE

SQUARE






Q3. Draw the following shapes in the box and colour them:

CIRCLE



RECTANGLE

OVAL



SQUARE

TRIANGLE



Q4. Fill in the blanks:

equal

4, 4

circle

no, no

square

rectangle

3, 3

- A circle has \_\_\_\_\_ sides and \_\_\_\_\_ corners.
- Blackboard is an example of \_\_\_\_\_.
- A triangle has \_\_\_\_\_ sides and \_\_\_\_\_ corners.
- Coin is an example of \_\_\_\_\_.
- A \_\_\_\_\_ has equal sides.
- A rectangle has \_\_\_\_\_ sides and \_\_\_\_\_ corners.
- Opposite sides of a rectangle are \_\_\_\_\_.

NOTE: Do the worksheets in a separate notebook or A-4 sheets if the notebook is not available.